


See price list for available finishes (finish chart is on the order form)



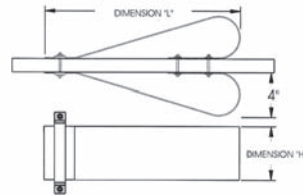
083-70447

083-25989

Arch Aluminum Bumper Bar

Models	Description
083-70447	2'6" Pair
083-70448	3'0" Pair
083-70449	3'6" Pair
083-25989	Bumper Bar

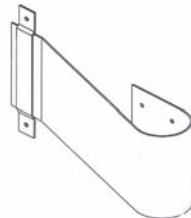
Bommer Door Bumpers Heavy Duty 170/175 Series




- Back plate protects face of door from wear caused by sliding motion of bumper.
- Specify door thickness for proper thru bolt length.
- Available in stainless steel and prime coat on steel.

Standard Pack Includes:

- (1) Bumper
- (1) Back Plate
- (1) Mounting Bracket
- (6) 5/16"-18 thru bolts and nuts



Models	Materials	(L)	(H)
080-170-19	Spring Steel • 125 Thick ANSI K87434 Stainless Steel • 109 Thick ANSI K57434	19"	8"
080-170-32	Spring Steel • 125 Thick ANSI K87434 Stainless Steel • 109 Thick ANSI K57434	32"	8"
080-175-19	Spring Steel • 125 Thick ANSI K87434 Stainless Steel • 109 Thick ANSI K57434	19"	10"
080-175-32	Spring Steel • 125 Thick ANSI K87434 Stainless Steel • 109 Thick ANSI K57434	32"	10"




Decrovin Rub Rails & Inserts

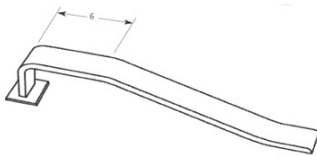
	Models	Description
	020-FR-200	Rubrail
	020-FR-210A	Decrovin Insert
	020-FR-220V	High Gloss Vinyl Insert
	020-FR-240C	Carpet Insert
	020-FR-260C	Colonial Rubrail
	020-FR-270S	Half Round Rubrail

Bumper Bars

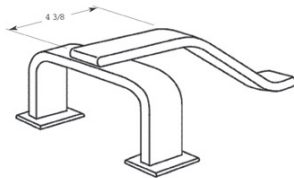
See price list for available finishes (finish chart is on the order form)



034-1021



034-1023



034-1025

Hiawatha Trim Protectors

Hiawatha provides a variety of trim protector bars to deflect carts, gurneys and other traffic away from door knobs/levers, exit devices and other trim. These protection bars are mounted over, under, or directly in front of trim depending on application.

Models	CTC
034-1021	12"
034-1023	14"
034-1025	8 1/2" length 6" width

****Note:** CTC=Center to Center



038-RB470



038-RB471



038-RB472

Ives Roller Bumpers

- These roller bumpers are constructed in heavy-duty cast brass. RB470 is used where two doors open against each other to prevent damage to the doors or hardware.
- RB471 & RB472 units are used where doors meet each other at approximate right angles.
- Offset Arm: RB470 2-3/4"
- **Finishes:** US3, US4, US10, US10B, US26 and US26D.

Models	Base Size	Length
038-RB470	1-5/8" x 2-1/4"	2-3/4"
038-RB471	2"	4-1/2"
038-RB472	2"	6"

Tubelite Crash Bars



Models	Description
071-P842A	Bumper Guard Bar for 3' - 0" Door
071-P842B	Bumper Guard Bar for 3' - 6" Door
071-P940-36	Bumper Guard Bars for K-Mart 3' - 0" Doors (set included 1 bar each for interior and exterior)
071-P940-42	Bumper Guard Bars for K-Mart 3' - 6" Doors (set included 1 bar each for interior and exterior)