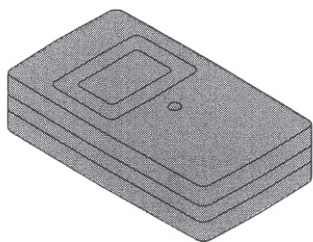


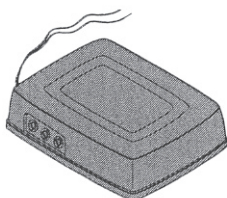
See price list for available finishes (finish chart is on the order form)



LCN
Hand -Held RF (Wireless) Actuator

A wireless actuation system consist of a short range radio (garage door type) transmitter and a matching receiver, 930 and 932 transmitters are powered by a 9V battery which requires an annual replacement under normal usage. 932 offers two channels for multiple receiver systems. This wireless system may also be used to activate a closer/holder release mechanism.

Models
042-7910-930
042-7910-932



LCN
RF Receiver 931, 931-2, 931-4

For use with 930, 932, or 957 actuators. Locate actuator and receivers so maximum line-of-sight distance does not exceed 50 feet (7.6m) for best performance. A 931 has single channel capability, a 931-2 has two channel capability and a 931-4 and 4 channel capability. The 931-4 is particularly well suited to sequential vertibule operations where four separate functions are required and wireless actuation is desired. Input voltage 12V DC @ .040 amp. Maximum receivers per control box.

Models
042-7910-931
042-7910-931-2
042-7910-931-4



LCN
Jamb Mounted Actuator 951 / 951 WP

Hardwired low voltage actuator with stainless steel, 1 1/2" (38mm) wide, 4 1/2" (114mm) rectangular plate. Engraved blue filled handicap symbol conforms to most accessibility codes. Designed to mount in a frame cutout (template provided) and projects approximately 1/2" (12 mm) from the frame. A surface mount box is not available. Heavy industrial grade components provide vandal resistant mounting and weather resistant (WP) switch is optional at extra cost. Maximum 4 per control box.

Model
042-7910-918

042-7910-952



042-7910-956

LCN
Wall Plate Actuator 956

Hardwired low voltage actuator with stainless steel, 4 1/2 (114mm) round plate. Engraved blue filled handicap symbol conforms to most accessibility codes. Designed to mount in a 2" deep single gang electrical box (by others) for flush mounting in wall or vertical surface near controlled door. 958 surface mounting box is an additional cost option. Heavy industrial grade components provide vandal resistant mounting and weather resistant switch standard. Maximum 4 per control box.

Models
042-7910-952
042-7910-956

See price list for available finishes (finish chart is on the order form)

Locknetics

600 Series Access & Exit Control Pushbuttons

Locknetics 620 Series Pushbuttons offer significant installer-friendly innovations: screw terminal connections for the momentary action models, easy to install L2/ILL optional PC board offering backlit illumination for the button as well as green and red leds for monitoring purposes. Additional options include: Delayed Action, Double Pole Double Throw, Heavy Duty Plate, and several architectural finishes. Alternate Action and Narrow Stile configurations are available. The 620 Series Pushbuttons is available in three sizes: 1 1/4", 1 5/8" Mushroom and 2 3/4" Mushroom. New to the pushbutton color choices is the Glow-in-the-Dark (GID), which is offered across the line. There are two metal 1 1/4" button choices as well. The 620 Series replaces the 703, 704, 705 products and 600 Series Pushbuttons previously offered from Locknetics.

600 Series Cross Reference to
NEW 620-630 Series Pushbuttons


600 Series	New 620 & 630 Series
601/602	621/621-NS
603/604	623/623-NS
605	625
631/632	631/632-NS

Finishes

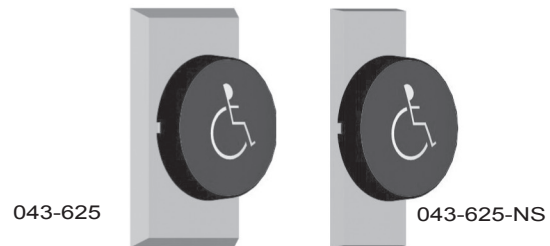
(Includes Heavy Duty Plate - HDP)

- SF-605 Bright Brass
- SF-612 Satin Bronze
- SF-613 Oil Rubbed Bronze
- SF-625 Bright Chrome
- SF-626 Satin Chrome (standard)
- SF-1 White Powder Coat
- SF-2 Black Powder Coat


1 1/4" Button




2 3/4" Mushroom Button



1 5/8" Mushroom Button



1 1/4" Metal Button



Models	Button	Cover Plate	Use	Application
043-621	1-1/4"	2-3/4" x 4-1/2"	Single Gang Elect. Box	High Traffic Areas
043-621-NS	1-1/4"	1-3/4" x 4-1/2"	Narrow Stile Installation	High Traffic Areas
043-623	1-5/8"	2-3/4" x 4-1/2"	Single Gang Elect. Box	Easily Visible Button
043-623-NS	1-5/8"	1-3/4" x 4-1/2"	Narrow Stile Installation	Easily Visible Button
043-625	1-5/8"	2-3/4" x 4-1/2"	Single Gang Elect. Box	Handicapped Button
043-625-NS	1-5/8"	1-3/4" x 4-1/2"	Narrow Stile Installation	Handicapped Button
043-631	1-1/4"	2-3/4" x 4-1/2"	Single Gang Elect. Box	
043-631-NS	1-1/4"	1-3/4" x 4-1/2"	Narrow Stile Installation	

See price list for available finishes (finish chart is on the order form)

Securitron Exit Buttons

EEB Series

2" Green Button w/30 sec. timer

Model	Description
063-EEB2	Single Gang



PB Series

(Special Duty, Illuminated)

Round 1-1/4" mushroom button - illuminated green w/red LED, 12/24VDC

Model	Description
063-PB	Momentary



PB2 Series

(Heavy Duty 10 Amp)

Square 2" button - illuminated green with red LED, 12/24VDC. SPDT contacts

Model	Description
063-PB2	Momentary, Single Gang

Securitron Exit Buttons

EEB Series

3/4" Button w/30 sec. timer

Model	Description
063-EEB3N	Narrow Stile



PB3 Series

(General Duty 1 Amp N.O. & N.C. Contacts)

Rectangular 3/4" x 1" button - illuminated green with led, 12/24VDC

Models	Description
063-PB3	Momentary, Single Gang
063-PB3N	Momentary, Narrow



PB2E Series

(Heavy Duty 10 Amp SPDT Contacts)

Square button - non-illuminated. Backbox not included

Model	Description
063-PB2E	Momentary, Single Gang