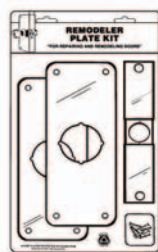
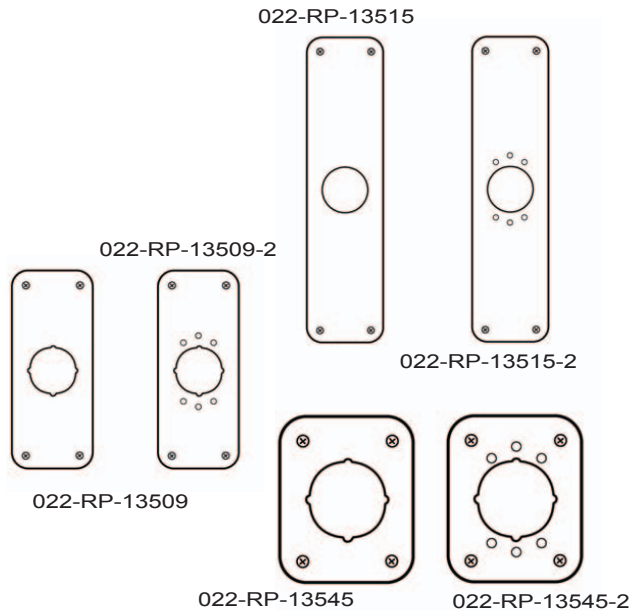


See price list for available finishes (finish chart is on the order form)

Remodeler Plates

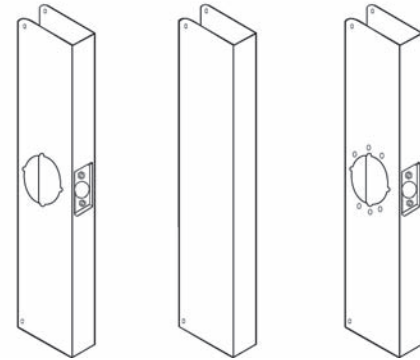
- **Shelf Packs:** 10
- **Display Packaged Size:** 7 1/2" x 13" Polybagged
- **Finishes:**
(RP-13509, RP-13509-2, RP-13545, RP-13545-2) - 605, 609, 612, 630
(RP-13515, RP-13515-2, RP-109) 605, 630
- .032 thick



022-RPK-109

Kit Contains:
(2) RP-13509
(1) CV-86-C & all fasteners

Models	Dimensions
022-RP-13509	3-1/2" x 9"
022-RP-13509-2	3-1/2" x 9"
022-RP-13515	3-1/2" x 15"
022-RP-13515-2	3-1/2" x 15"
022-RP-13545	3-1/2" x 4-1/2"
022-RP-13545-2	3-1/2" x 4-1/2"
022-RPK-109	3-1/2" x 9"



022-20-CW

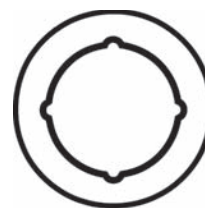
022-20B-CW

022-20-2-CW

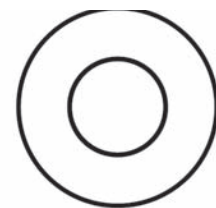
Super Wrap-Around Plate

- **Shelf Packs:** 1 Box Packed Only
- **Finishes:** PB (605), S (630)
- 22 (.032) Gauge
- Beveled front
- Non-handed

Models	Backset	Door	Dimensions
022-20-CW	2 3/4"	1 3/4"	5" x 20"
022-20B-CW	-	1 3/4"	5" x 20"
022-20C-CW	2 3/8"	1 3/4"	5" x 20"
022-20-2-CW	2 3/4"	1 3/4"	5-3/4" x 20"



022-SP-135



022-DSP-135

Scar Plates








- **Shelf Packs:** 10
- **Display Package:** 5-1/4 x 6-1/2
- **Finishes:** 605, 609, 612, 630
- SP-135 fits under rose of key-in-knob or deadbolt locks
- DSP-135 fits under deadbolt collars

Models	Dimensions
022-SP-135	3-1/2" O.D.
022-DSP-135	3-1/2" O.D.

See price list for available finishes (finish chart is on the order form)




Door Filler Plates

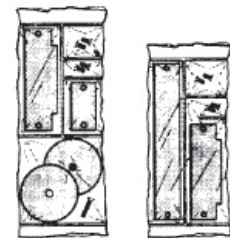
(Prime coat steel)

Models	Size	Description	
022-CV86	8"x1-1/4"	Converts 86 cut out to 161 .	
022-CV2414SL	4-1/4"x1-1/4"	Converts Sargent's Integra lock cutout., Silver coated.	
022-CV8624	8"x1-1/4"	Converts 86 cut out to 161 .	
022-EF160	2-1/4"x1"	160 cut out.	
022-EF161	2-1/4"x1-1/8"	161 cut out.	
022-EF161S	2-3/4"x1-1/8"	Schlage cut out	
022-EF634	6-3/4" x 1"	Flush bolt cut out.	

Door Filler Plates (Continued)

(Prime coat steel)

Models	Size	Description	
022-EF86	8"x1 1/4"x3/16"	86 cut out.	
022-HF45	4-1/2"x1-3/4"	Door hinge cut out.	
022-SHF45	4-1/2"x1-1/2"	Door hinge cut out.	



022-FPK-161

022-FPK-86

Filler Plate Kits

(Prime coat steel)

022-FPK86

- For Gov't 86 cut out.
- Contains:
 - (1) BF-86 hole filler
 - (1) BS-260-PC strike filler

022-FPK161

- For Gov't 161 cut out.
- Contains:
 - (1) BF-161 hole filler
 - (1) EF-161 edge filler
 - (1) BS-260-PC strike filler

Models
022-FPK86
022-FPK161

See price list for available finishes (finish chart is on the order form)



022-BTS160PC



022-FF45
022-FF50



022-FS260PC



022-HS060
022-HS090



022-ST386 PC

Frame Filler Plates

(Prime coat steel)

Models	Description
022-FS260PC	4-1/2" x 1-5/8".
022-FF45	4-1/2" x 1-5/8".
022-FF50	5" X 1-5/8".
022-HS060	4-1/2" shims .060
022-HS090	4-1/2" shims .090
022-BTS160PC	T -strike 160 cut out.
022-ST386 PC	8" x 1-1/4" aluminum. Use with pair of 86 cut out doors. Apply A.S.A. strike over



022-AF261



022-AF291

Aluminum Frame Filler Plates

- Fit selected Folger Adam, Von Duprin and Rofu electric strike cutouts.

Models	Descriptions
022-AF261 DU	Duro Coated
022-AF261 SL	Silver Coated
022-AF291 DU	Duro Coated
022-AF291 SL	Silver Coated

Hole Filler Plates

- 1-7/8" diameter
- Covers up to 1-1/2" hole.



Models	Description
022-BF178 PC	Prime Coated
022-BF178 SL	Silver Coated
022-BF178 BP	Brass Plated

- 2-3/8" diameter
- Covers up to 2-1/8" hole.



Models	Description
022-BF161 PC	Prime Coated
022-BF161 SL	Silver Coated
022-BF161 BP	Brass Plated

- Covers up to 2-1/8" hole under rim panic device.



Models	Description
022-PDF161 PC	Prime Coated

- 2-3/8" cylinder plate with indents at 3 and 9 o'clock.
- Prevents collar from shifting on wood or metal.
- Can be used with rim or mortise cylinders.



Models	Description
022-CP258PC	Prime Coated
022-CP258BP	Silver Coated
022-CP258SL	Brass Plated

- Adaptor ring 3-1/2" Diameter.



Models
022-AR335 605
022-AR335 613
022-AR335 630