

See price list for available finishes (finish chart is on the order form)

Double Tape TensaBarrier System

The latest innovation from Lawrence is the extra-secure T2 double-tape post! This unique post and tape system (patent pending) incorporates a second tape halfway between the top tape and the floor.

The second tape has several benefits:

- Discourages people from “cutting under”.
- Helps keep children in line.
- Provides added guidance for the visually impaired.
- Functions as a more effective visual and physical barrier to protect restricted areas and valuable displays.
- Height: 38”.
- ADA/UFAS 4.4.1 Compliance.

Particularly popular in schools, universities, museums, and anywhere that additional control is required. Posts may be ordered with tape (standard) or without tape (“Receiver Only” - often used at the end of a line of stanchions).

Models	Description
097-889M-STD-T2	Double Tape Barrier
097-889B-STD-T2	No Scuff Plastic Cover



Metal Finish	
1P	Polished Chrome on Steel
1S	Satin Chrome on Steel
11	Pewter Nickel with UltraCoat
3P	Polished Stainless Steel
21	Red
23	Blue
2C	Polished Brass (coated)
2S	Satin Brass, Clear Coat
33	Black
35	Yellow
64	Silver Vein
65	Gold Vein
66	Copper Vein
73	Gray Hammertone
89	Black Wrinkle

Tape Color	
R5	Red
L5	Blue
G6	Green
G7	Dark Green
B9	Black
S2	Black with Red Stripe
S1	Black with Blue Stripe
S3	Black with White Stripe
S4	Black with Yellow Stripe
Y5	Yellow
B5	Gray
R7	Maroon
N7	Brown
S6	Brown with White Stripe
L3	Light Blue

See price list for available finishes (finish chart is on the order form)

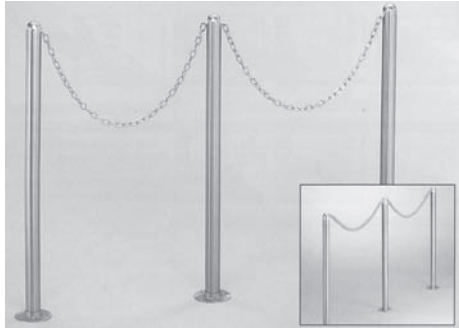
TensaBarrier Replacements Cassettes & Heads



- Replacement tape cassettes can be easily installed in the event of wear or damage, or even for a quick color change (Changing the metal head is almost never necessary.)
- Includes slow retract spring mechanism.

Belt Colors	4-Way Posts Tensabeam		4-Way Posts TensaBarrier		2-Way Posts TensaBarrier	
	STD 7-1/2"	MAX 13"	STD 7-1/2"	MAX 13"	STD 7-1/2"	MAX 13"
White	097-730251	097-740262	097-730762	097-740762	097-720662	097-720362
Gray	097-730252	097-740265	097-730765	097-740765	097-720665	097-720365
Dark Gray	097-730253	097-740267	097-730767	097-740767	097-720667	097-720367
Black	097-730250	097-740260	097-730760	097-740760	097-720660	097-720360
Blue w/White Diagonal Strip	097-730267	097-740330	097-730830	097-740830		097-720430
Green w/White Diagonal Strip	097-730268	097-740340	097-730840	097-740840		097-720440
White/Red Diagonal Strip	097-730269	097-740310	097-730810	097-740810		097-720410
Yellow/Black Diagonal Strip	097-730270	097-740320	097-730820	097-740820		097-720420
Fluorescent Orange	097-730262	097-740279	097-730779	097-740779	097-720679	097-720379
Fluorescent Pink	097-730263	097-740276	097-730776	097-740776	097-720676	097-720376
Fluorescent Yellow	097-730261	097-740278	097-730778	097-740778	097-720678	097-720378
Light Green	097-730247	097-740251	097-730751	097-740751	097-720651	097-720351
Olive Green	097-730249	097-740253	097-730753	097-740753	097-720653	097-720353
Green	097-730246	097-740250	097-730750	097-740750	097-720650	097-720350
Dark Green	097-730248	097-740252	097-730752	097-740752	097-720652	097-720352
Light Blue	097-730242	097-740212	097-730732	097-740732	097-720632	097-720332
Blue	097-730241	097-740230	097-730730	097-740730	097-720630	097-720330
Dark Blue	097-730243	097-740234	097-730734	097-740734	097-720634	097-720334
Navy	097-730244	097-740236	097-730736	097-740736	097-720636	097-720336
Cream	097-730257	097-740273	097-730773	097-740773	097-720673	097-720373
Light Brown	097-730256	097-740272	097-730772	097-740772	097-720672	097-720372
Brown	097-730255	097-740270	097-730770	097-740770	097-720670	097-720370
Orange	097-730260	097-740274	097-730774	097-740774	097-720674	097-720374
Violet	097-730254	097-740269	097-730769	097-740769	097-720669	097-720369
Purple	097-730264	097-740277	097-730777	097-740777	097-720677	097-720377
Red	097-730245	097-740240	097-730740	097-740740	097-720640	097-720340
Maroon	097-730259	097-740280	097-730780	097-740780	097-720680	097-720380
Black w/Blue Stripe	097-730239	097-740216	097-730716	097-740716	097-720616	097-720316
Black w/Red Stripe	097-730236	097-740212	097-730712	097-740712	097-720612	097-720312
Black w/White Stripe	097-730235	097-740210	097-730710	097-740710	097-720610	097-720310
Black w/Yellow Stripe	097-730237	097-740214	097-730714	097-740714	097-720614	097-720314
Black w/WIDE Yellow Stripe	097-730238	097-740215	097-730715	097-740715	097-720615	097-720315
Brown w/White Stripe	097-730240	097-740220	097-730720	097-740720	097-720620	097-720320
Black w/Reflective Stripe	097-730265	-	097-730790	-	097-720690	-
Yellow w/Reflective Stripe	097-730266	-	097-740792	-	097-720692	-
Yellow Belt	097-730258	097-740275	097-730775	097-740775	097-720675	097-720375
Receiver Cassette (No Belt)	097-730234	097-730234	097-730706	097-730706	097-720606	097-720706

See price list for available finishes (finish chart is on the order form)



Elements Fixed Posts

The perfect combination of form and function. Constructed of handsome, durable stainless steel, these indoor/outdoor posts are completely weatherproof. Dome shaped top with 1 1/8" thru hole accommodates welded chain or 1" O.D. rope and secures it in place with a sturdy set screw. For Permanent Installation.

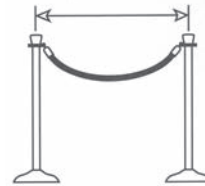
- Height 38"
- 5" Welded Flange

Models	Description
097-350-END-3S	End Post
097-350-CEN-3S	Center post

* Posts should be a minimum of 24" from the floor

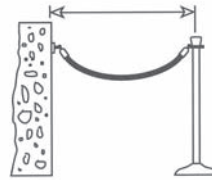
How To Determine the Proper Rope Lengths to Order

Take the tight measurement from the center of one post to the center of the other post, Round up to the measure nearest inch.



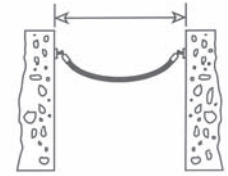
Center to Center

Take the tight measurement between the walls and then add another inch, For example, If you have a tight measurement of 5-3/4" you should order a rope length of 5' 2".



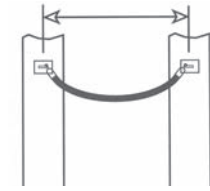
Wall to Center

Take the tight measurement from the wall to the center of post, Round up to the nearest inch.



Wall to Wall

Take the tight measurement between the center of each wall plate and then add another 2 inches, For example, 2' you have a tight measurement of 5' 3/4" you should order a rope length of 5' 3"



Eye to Eye

Receiver Only Head



- 4-way connection without tape.

Model
097-895-RCVR



Wall Receiver

- With automatic locking feature.
- Use to connect tape ends to a wall.

Model
097-898

Replacement Tape End Piece

- Replacement tape-End piece



Model
097- 891



TensaBarrier Head

- Include Slow Retract, 4-way tape cassette. Used primarily for converting older posts.



Model
097-895

See price list for available finishes (finish chart is on the order form)



097-894-H-33



Concealed Units

Our new concealed mounted units are installed flush with your wall surface for a zero-clearance solution. Perfect for closing off checkout aisles in supermarkets, pharmacies, retail stores, and restaurants. Can also be used to temporarily restrict access to hallways and off-limits areas.

Model 097-894

Available in stainless steel or black, with hinged door. Spans up to 15'. 3 5/8" by 6 1/2". Lock for door is available

Models	Description
15 Foot Units	
097-894-H-3S	Horizontal
097-894-V-3S	Vertical Stainless Steel housing
097-894-H-33	Horizontal
097-894-V-33	Vertical black housing
7-1/2" Foot Units with 7' 6" of retractable tape	
097-892-H-3S	Horizontal
097-892-V-3S	Vertical Stainless steel housing
097-892-H-33	Horizontal
097-892-V-33	Vertical Black housing







Warehouse Units






These innovative new units mount onto storage racks such as those found in warehouse stores, factories, and stockrooms. Close off an aisle with ease to restrict access during stocking or product retrieval. Essential when using forklifts near the public. Available with two unique mounting options.



Models	Description
097-897HCC	With clamp for semi-permanent installation comes with S clip tape end. Black housing spans up to 24 feet 4-3/4" wide by 6" high
097-897HCM	Attaches to rack with SpeedHook. and Magnet, for quick installation and removal. Comes complete with S-Clip tape-end. Black housing spans up to 24 feet 4-3/4" wide by 6" high
097-897C	With clamp for semi-permanent installation comes with S clip tape end. Black housing spans up to 15 feet 3-3/4" wide by 5-3/4" high
097-897M	Attaches to rack with 897C SpeedHook. and Magnet, for quick installation and removal Comes complete with S-Clip tape-end

See price list for available finishes (finish chart is on the order form)

Flanges

Models		Dia.	
Custom Angle Flange			
097-917A-09	1 1/2"	4"	
097-914-09	2"	4"	
097-917-09	2"	5"	
45° Angle Flange			
097-914A-45	1 4/2"	3"	
097-917A-45	1 1/2"	4"	
097-914-45	2"	4"	
097-917-45	2"	5"	
Adjustable Angle Wall Flange			
097-914A-ADJ	1 1/2"	3"	
097-914-ADJ	2"	4"	
Drop-In Flange			
097-914A-D	1 1/2"	3"	
097-914-D	2"	4"	
Cut Flange			
097-914A-CUT	1 1/2"	2-1/8"	
097-914-CUT	2"	2-3/4"	

Square Wall Flange				
097-SQW	1 1/2"	3-1/2"	1-1/2"	
Square Floor Flange				
097-SQF	2"	4"	1-1/2"	
Square Cut Flange				
097-SQW-CUT	1 1/2"			
Wall Flange				
097-914B	1"	2-1/2"	3/4"	
097-914A	1-1/2"	3"	1"	
097-914	2"	4"	1-1/8"	
097-914C	2 1/2"	5"	1-3/4"	
Heavy Duty Floor Flange				
097-917A	1 1/2"	4"	1"	
097-917	2"	5"	1-1/2"	
097-917C	2 1/2"	6"	1-3/4"	
097-918	2"	7"	1-1/2"	



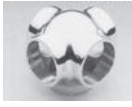
Domed Flange Cover (2" Tube Only)		
097-FC-5	5"	
097-FC-7	7"	
Flat Flange Cover		
097-FC-5-F	5" (2" tube)	
097-FC-4-F	4" (1-1/2" tube)	
097-FC-2x4-F	4" (2" tube)	




Ball Fittings

Straight Thru Ball		
097-928	2"	
External Ball Top		
097-932-E	2"	
Ball Elbow		
097-933B	1"	
097-933A	1-1/2"	
097-933	2"	
097-933C	2-1/2"	
Ball Angle 135		
097-945	2"	
Ball Side Outlet Elbow		
097-936B	1"	
097-936A	1 1/2"	
097-936	2"	
097-936C	2 1/2"	
Ball Side Outlet Angle 135		
097-936-135	2"	
Ball Cross		
097-935B	1"	
097-935A	1 1/2"	
097-935	2"	
097-935C	2 1/2"	











See price list for available finishes (finish chart is on the order form)

Ball Fittings (Continued)

Ball Side Outlet A		
097-937-135	2"	
Ball Side Outlet Tee		
097-937B	1"	
097-937A	1 1/2"	
097-937	2"	
097-937C	2 1/2"	
Ball Side Outlet Cross		
097-938B	1"	
097-938A	1 1/2"	
097-938	2"	
097-938C	2 1/2"	

Center Ball				
097-929A	1 1/2"	5"	2 1/2"	
097-929	2"	5-1/2"	3"	
Ball Tee				
097-934B	1"	2 1/4"	1 3/4"	
097-934A	1 1/2"	2 3/4"	2"	
097-934	2"	3 1/2"	3"	
097-934C	2 1/2"	4 3/4"	4"	
Ball Top				
097-932B	1"	2"	3"	
097-932A	1 1/2"	2 1/2"	3 1/2"	
097-932	2"	3 1/2"	4 1/2"	
097-932C	2 1/2"	4"	6"	

End Caps

External Decorative End Caps		
097-909A	1 1/2"	
097-909	2"	
097-909C	2 1/2"	
Flush Decorative End Caps		
097-908	2"	
Square End Cap		
097-910A-SQ	1 1/2"	
097-910-SQ	2"	
Decorative Square End Cap		
097-908-SQ	2"	
External Flat End Cap		
097-910-E	2"	
Flush Flat End Cap		
097-910B	1"	
097-910A	1 1/2"	
097-910	2"	
097-910C	2 1/2"	
Slotted End Cap		
097-910-S	2"	
Domed End Cap		
097-910R-B	1"	
097-910R-A	1 1/2"	
097-910R	2"	
097-910C	2 1/2"	
End Scroll		
097-911A	1 1/2"	
097-911	2"	
Drive-On End Cap		
097-910-D	2"	

See price list for available finishes (finish chart is on the order form)


Socket and Cap

2" O.D. post can be made removable when provided with extension below 5" floor flange for use with sockets



Model

097-Cap



Dome Flange Covers

Covers 2" x 5" or 2" x 7" flange and exposed bolts. Must be factory installed on posts with factory welded flanges.

5" Dome Covers

097-FC-5-1P	Polished Chrome
097-FC-5-2P	Polished Brass
097-FC-5-3S	Satin Stainless Steel

7" Dome Covers

097-FC-7-1P	Polished Chrome
097-FC-7-2P	Polished Brass
097-FC-7-3S	Satin Stainless Steel



Flat Flange Covers

Flat covers aid in hiding unsightly bolts or roughly cut carpet. It is recommended that they are factory installed with welded flanges.

For 2" Diameter Tube 5" Flat Covers

097-FC-5-F-1P	Polished chrome
097-FC-5-F-2P	Polished brass

For 1 1/2" Diameter Tube- 4" Flat Covers

097-FC-4-F-1P	Polished chrome
097-FC-4-F-2P	Polished brass

For 2" Diameter Tube - 4" Flat Covers

097-FC-2x4-F-1P	Polished chrome
097-FC-2x4-F-2P	Polished brass

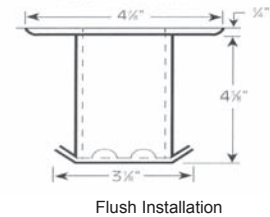
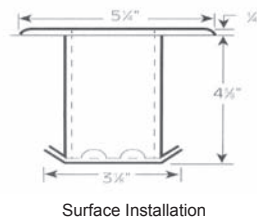
Sockets & Caps

For Carpeted Floors Model 420

Socket depth: 43/8". Other depths available. Complete with rounded edge carpet cover plate and cap. Wood screw supplied when wood floors are specified.



Models	Description
097-420-1S	Satin Chrome
097-420-2S	Satin Brass
097-420-6	English Antique
097-420-8	Statuary Bronze
097-420-11	Pewter Nickel



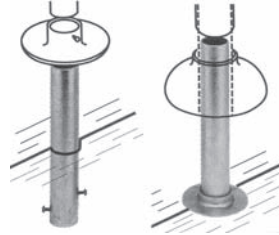
For Uncarpeted Floors Model 421

Socket depth: 43/8". Other depths available. When shipped for surface installation, flange is 5-1/4" with rounded edge. When shipped for flush installation flange is 4-7/8" with machined edge. Complete with cap.

Sockets accept Model 097-320 Posts. Mount in either wood or concrete floors. Cap fits flush with surface for safe closure when post is removed. Solid brass, closed bottom. Specify floor type and order for carpeted or non-carpeted application.

Surface Installation	Finish
097-421-1S-S	Satin Chrome
097-421-2S-S	Satin Brass
097-421-6-S	English Antique
097-421-8-S	Statuary Bronze
097-421-11-S	Pewter Nickel
Flush Installation	Finish
097-421-1S-F	Satin Chrome
097-421-2S-F	Satin Brass
097-421-3S-F	satin Stainless Steel
097-421-6-F	English Antique
097-421-8-F	Statuary Bronze
097-421-11	Pewter Nickel

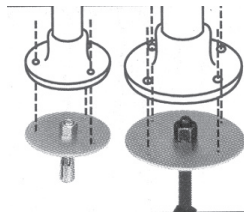
See price list for available finishes (finish chart is on the order form)



Anchor Pipes

For heavy duty use. For concrete floors, posts are supplied with loose flanges without holes, For wood floors, posts are supplied with loose flat flange covers.

Length	Concrete 1-1/2"	Concrete 2"	Wood 2"
10"	097-73-A	097-73	097-73-F
18"	097-74-A	097-74	097-74-F
36"	097-75-A	097-75	097-75-F



Optional Floor Securements

5", 7" and 4" Discs

For deeper anchorage used with posts with welded 4", 5" or 7" flange. One concealed anchor per post.

Models	Descriptions
097-Disc-5	Illustrated with 3/4" sleeve anchor.
097-Disc-7	Illustrated with 70 anchor bolt.
097-Disc-4	For 4" flange (not illustrated.)

Available anchors for above 4", 5" and 7" discs.

Models	Descriptions
097-70	3/4" X 5" anchor bolt. Drill 1 5/8" hole and set with por Rok.
097-3425	3/4" x 2 1/2" sleeve anchor. Drill 3/4" hole and tighten.
097-3440	3/4" x 4" sleeve anchor. Drill 3/4" hole and tighten

Ives

Hand Rail Brackets



- For use on commercial applications.
- Exceeds OSHA and BHMA strength test requirements.
- Cast aluminum construction.
- Packed with toggle bolt and screws.
- Meets ANSI/BHMA A156.16 L33101.
- Finishes: US3, US4, US10, US27, US28.
- 3" base diameter.
- 3-1/8" base to rail center.

Model

038-HB158

Ives

Hand Rail Brackets



- For use on commercial applications.
- Exceeds OSHA and BHMA strength test requirements
- HB159B meets uniform federal accessibility standards, Paragraph 4.26.
- HB159B brass hand rail brackets conforms to ADA guidelines when used in combination with 1-1/4" to 1-1/2" diameter or equivalent shaped gripping surface.

Models

Description

038-HB159A	3" base diameter 3-1/8" base to rail dia.
038-HB159B	3" base diameter 2-1/4" base to rail dia.

Decrovin

Crash Rails/Handrail Systems

- Corridors, lobbies and other areas, which experience constant or even occasional rolling equipment traffic require extra protection from normal impacts and abrasion.
- Mounted horizontally at the primary impact level, provide protection.
- Two models, both providing the same flexing capabilities under impact.
- Available in six standard colors.



Models

Description

020-DR-40B	Bumper mounted
020-DR-40E	Bracket for extended mounting
020-DR-6	Narrow Style