


See price list for available finishes (finish chart is on the order form)



Fort Lock Disc. Tumbler Cam Locks

Models	Size "A"
030-MFW23038KA221	7/16"
030-MFW23038KD	7/16"
030-MFW23058KD	5/8"
030-MFW23078KA221	7/8"
030-MFW23078KD	7/8"
030-MFW23118KA221	1-1/8"
030-MFW23118KD	1-1/8"
030-MFW23138KA221	1-3/8"
030-MFW23138KD	1-3/8"
030-MFW23058KA221	5/8"



Fort Lock Tubular Cam Locks

Models	Size "A"
030-MFW1038KA27379	1/2"
030-MFW1038KD	1/2"
030-MFW1058KA27379	23/32"
030-MFW1058KA27380	23/32"
030-MFW1058KD	23/32"
030-MFW1078KA27379*	15/16"
030-MFW1078KA27380	15/16"
030-MFW1118KA27379*	1-5/32"
030-MFW1118KA27380	1-5/32"
030-MFW1148KA27380	1-1/2"


*Keyed different is available in LSDA



Fort Lock Switch Locks

Provides three different locking functions:
1 Key Pull, 2 Key Pull or momentary contact

Models
030-MFSW31138KA27379
030-MFSW31138KA27382
030-MFSW3 1138KD
030-SW2 1138AD KA27349







Fort Lock Showcase Lock

- Double Bitted includes wood & Glass bars

Models
030-MFWSG29000KA3012
030-MFWSG29000KA3045
030-MFWSG29000KA3059
030-MFWSG29000KA3085
030-MFWSG29000KA3165
030-MFWSG29000KD

See price list for available finishes (finish chart is on the order form)

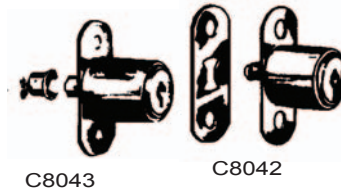
Fort Lock Drawer Locks

Models	
Sliding Wood Door Lock	
030-SD990KA 101	
030-SD990KD	
Wood Drawer Lock	
030-MFW3008KA	
YPT1010 Pop-Out "T" Handle Cylinder	
030-YPT1010KA2K35851	
030-YPT1010KD	
TS1058 Screw Type Lock 6" Threaded spindle	
030-TS1058BD2K KA45795	

National Cabinet D8090 Gang Lock (Not Shown)

- Requires 7/8" dia. hole for cylinder and for bar, measuring 7/8" x 1/8" deep on inside of panel.
- Turning the key locks all drawers at once.
- Uses D8785 KB.
- Incl. two keys, three locking studs, three stud slides, saddle and mounting screws.

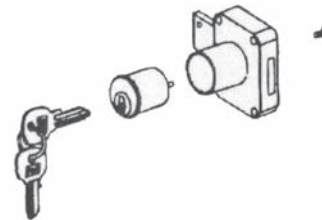
Model
048-8090 3KA C415



National Cabinet Sliding Door Locks Disc Tumbler

- **Application** - For wood sliding doors. requires a 7/8" dia. hole for cylinder.
- **Operation** - C8042 push in cylinder, C8042 key turn engages. bolt behind strike. C8043. pushing in cylinder locks doors.
- **Keying** -Keys together with disc tumbler locks using D8785 KB.
- **Packaging** - Incl. two keys, strike and mounting screws.

Models
048-C8042 26D KA C415A
048-C8043 26D KA C415A
048-C8043 26D KA C420A
048-C8043 26D KD



National Cabinet Sliding Door Locks Pin Tumbler

- **Application** - C8140 for sliding glass doors, C8142 for wood sliding doors. Requires 7/8" dia. hole in front door for cylinder.
- **Operation** - C8140: key removeable in locked position only C8142: key removable in both positions
- **Keying** - Keys together with pin tumbler lock using D4291 KB
- **Packaging** - Includes two keys. C8142 comes with strike, mounting screws.

Models
048-C8140 26D KA103
048-C8142 26D KA101
048-C8142 26D KA103
048-C8142 26D KD

See price list for available finishes (finish chart is on the order form)

National Cabinet Disc Tumbler Door and Drawer Locks

- Surface mounted - requires 7/8" dia. hole for cylinder.
- Key removable in both locked and unlocked positions
- Keys together with all other locks using 08785 KB
- Incl. two keys and mounting screws
- C8706 furnished with strike.

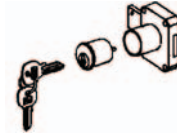
Models		
Deadbolt - 11/32" Bolt Travel		
048-C8703 14A KA C415A	5/16"	
048-C8703 14AKAC420A	15/16"	
048-C8703 14A KD	15/16"	
048-C8703 3KA C415A	15/16"	
048-C8703 3KA C420	15/16"	
048-C8703 3KD	15/16"	
048-C8704 14A KA C415A	15/16"	
048-C8704 3KA C415A	15/16"	
048-C8704 3KD	15/16"	
048-C8705 14A KA C415A	1-3/16"	
048-C8705 4G KD	1-3/16"	
048-C8705 3KA C415A	1-3/16"	
048-C8803 3KA C415A	15/16"	
048-C8803 3KD	15/16"	
048-C8803 4G KA C415A	15/16"	
048-C8803 14A KA C415A	15/16"	
Springbolt - 7/32" Bolt Travel		
048-8706 3KA C415A	15/16"	



National Cabinet Bezels

- Allows cylinder bodies to be used with 3/4" through 7/8" diameter holes and permits use of locks in 7/8" thick panels.
- 25 per bag.

Models
048-C100BZ 14A
048-C400BZ 20



National Cabinet Pin Tumbler Door and Drawer Locks With "The Advantage Plus"

Deadbolt - 3/4" Bolt Travel

- Requires 7/8" diameter hole for cylinder
- Key removable in locked and unlocked positions
- Keys together with pin tumbler locks using D4291 KB.


Models	Size
048-C8173 26D KA915	7/8"
048-C8173 26D KD	7/8"
048-C8174 26D KD	1-1/8"
048-C8178 26D KAC107	7/8"
048-C8178 26D KD	7/8"
048-C8179 26D KA	1-3/8"



Deadbolt - 11/32" Bolt Travel

- Surface mounted - requires 7/8 dia. hole for cylinder.
- Key removable in locked and unlocked positions.

Models	Size
048-C8163 4KA101	15/16"
048-C8163 4 KD	15/16"
048-C8163 26D KD	15/16"
048-C8163 26D KA101	15/16"



- **Application** -For drawers - half mortise type - 7/8" dia. hole for cylinder.
- **Keying** - Keys with pin tumbler locks using D4291 KB.

Models	Bolt Type	Cyl. Lgth.	Bolt Travel
048-C8131 26D KA C915	Spring	7/8"	7/32"
048-C8131 26D KD	Spring	7/8"	7/32"
048-C8133 26D KA101	Dead	7/8"	1/4"
048-C8133 26D KD	Dead	7/8"	1/4"
048-C8135 26DKA101	Dead	1-1/8"	1/4"

See price list for available finishes (finish chart is on the order form)



National Cabinet Disc Tumbler Cylinder Cam Locks

- **Application** - For drawers, RH or LH doors with lipped/overlay or flush construction.
- **Operation** - 90° cam turn, key removable in both locked and unlocked positions.
- **Keying** - Keys together with all other disc tumbler locks using D8785 KB.
- **Packaging** - Two keys, trim washer, spur washer for wood, mounting nut and two cams.

Models	Cyl. Length	Max. Thick
048-8051 14A KA C415A	7/16"	7/64"
048-8051 14AKD	7/16"	7/64"
048-8052 3KA C415A	5/8"	15/64"
048-8052 14A KA C415A	5/8"	15/64"
048-8052 14A KA C420A	5/8"	15/64"
048-8052 14A KD	5/8"	15/64"
048-8054 3KA C415A	15/16"	5/8"
048-8054 14A KA C346A	15/16"	5/8"
048-8054 14A KA C390	15/16"	5/8"
048-8054 14A KA C415A	15/16"	5/8"
048-8054 14A KD	15/16"	5/8"
048-8053 3 KA C415A	1-3/16"	7/8"
048-8053 4G KA C390A	1-3/16"	7/8"
048-8053 4G KA C415A	1-3/16"	7/8"
048-8053 14A KA C346A	1-3/16"	7/8"
048-8053 14A KA C390	1-3/16"	7/8"
048-8053 14A KA C415A	1-3/16"	7/8"
048-8053 14A KD	1-3/16"	7/8"
048-8055 3 KA C415A	1-7/16"	1-1/8"
048-8055 14A KA C415A	1-7/16"	1-1/8"
048-8055 14A KD	1-7/16"	1-1/8"
048-8060 14A KA C346A	1-3/4"	1-7/16"
048-8060 14A KA C415A	1-3/4"	1-7/16"
048-8060 14A KD	1-3/4"	1-7/16"
048-8053 14A KD & MK*	1-3/16"	7/8"
048-D8799	*E41 A Master key for 048-8053 14A KD & MK	



National Cabinet Pin Tumbler Cylinder Cam Locks Die Cast Construction

- **Application** - For drawer, RH or LH doors with lipped or overlay construction.
- **Operation** - 90° cam turn, key removable in both locked and unlocked positions.
- **Keying** - Keys together with all other pin tumbler locks using D4291 KB.
- **Packaging** - Two keys, spur washer for wood, mounting nut and two cams.

Models	Keying	Cyl. Length	Max. Thick
048-8111 26D KA103	KA103	15/16"	5/8"
048-8111 26D KD	KD	15/16"	5/8"
048-8112 26D KA103	KA103	1-1/16"	3/4"
048-8112 26D KD	KD	1-1/16"	3/4"
048-8113 26D KA103	KA103	1-3/16"	7/8"
048-8113 26D KD	KD	1-3/16"	7/8"

048-C8103



048-C8106/
048-C8108

National Cabinet Brass Construction

- **Application** - For drawers, RH or LH doors C8103 for lipped or overlay construction C8106/8 for flush type mounting.
- **Operation** - 90° cam turn, key removable in both locked and unlocked positions.
- **Keying** - Keys together with all other pin tumbler locks using D4291 KB.
- **Packaging** - Includes two keys, trim washer, spur washer for wood, mounting nut and two cams.

Models	Keying	Cyl. Length	Max. Thick
048-8102 26D KD	KD	1-1/16"	3/4"
048-8103 26D KA915	KA	1-3/16"	7/8"
048-8103 26D KD	KD	1-3/16"	7/8"
048-8106 26D KA101	KA	1-7/16"	1-1/8"
048-8106 26D KD	KD	1-7/16"	1-1/8"
048-8108 26D KA915	KA	1-3/4"	1-3/8"
048-8108 26D KD	KD	1-3/4"	1-3/8"