

See price list for available finishes (finish chart is on the order form)

## Abus Hasps



002-140-120



002-110-155

### 110 Series

- Hardened steel for extra strength.
- Seamless eye loop prevents prying.
- Center-lock pin resists being driven out at end.
- Coach boats included.

Models	Description
002-110-155	½" dia., 6" length
002-110-195	½" dia., 7-¾" length
002-110-230	½" dia., 9" length

### 140 Series

- Hardened steel for extra strength.
- Hardened concealed seams on eye loop.
- Center-lock pin resists being driven out at end.
- Includes 3 carriage bolts (5mm x 50mm) and 6 wood screws (10mm x 26mm).
- Designed for the diskus padlock.

Models	Description
002-140-120	4-¾" length
002-140-190	7-1/2" length



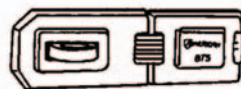
001-AL0801



001-AI0802

## Abus Lockout System

Models	Description
002-AL0801	1" Dia, Hasp - 4-1/2" Wide
002-AL0802	1-1/2" Dia Hasp - 5" Wide



005-875



005-885

## American Lock Flex-O-Hasp

- Heavy wrought steel multi-purpose.

Models	Description	Size
005-875C	Single hinge - carded.	6-1/4" x 1-3/4"
005-875	(Boxed)	
005-885C	Double hinge - carded	7-3/4" x 1-3/4"
005-885	(Boxed)	

005-825C



005-525



005-850



005-535

## American Lock Solid Steel Hasps

- Hardened steel-on-steel.
- Recessed, concealed screws.
- All mounting hardware included.

Models	Description	Size
005-825C	Straight bar Carded.	7-3/8" x 1-5/8"
005-850	90° angle bar Boxed.	4-1/4" x 1-5/8"
005-850C	90° angle bar Carded.	4-1/4" x 1-5/8"
005-525	Off-center hole Boxed.	5" x 2" 6 carriage bolts
005-535	Centered hole Boxed.	5" x 2" 6 carriage bolts

See price list for available finishes (finish chart is on the order form)

## American Lock Hasps

Lock-out hasps protect against the accidental release of energy. The design prevents engagement of circuit breaker box lever and disconnect switches. The red poly resin coating of the aluminum hasp provides greater visibility. The hasp meets ANSI standards for safety. Hasps accept 4, 6 or 8 padlocks of 3/8" maximum shackle diameter.

## American Lock Hasp Aluminum L080

- 1" Hasp Diameter
- Padlock Capacity - 6



<b>Model</b>
<b>005-L080</b>

## American Lock Locking Bolt Hasp



- Heavy duty.
- Adjustable 3/4" square hardened steel throw.
- Surface or jamb mounted.

<b>Model</b>
<b>005-895</b>

## American Lock Hasp 800 LHC



- 2 7/8" (73mm) diameter shackleless padlock (Model 2000) and 8 1/2" (19cm) long, zig zag, 6 square hole.
- Zinc/nickel plated steel hasp.
- Boxed only.

<b>Model</b>
<b>005-800LHC</b>



## Master Lock Hasps

- Cadmium rustproofed.
- Heavy ribbed hard-wrought steel.
- Rolled edges to conceal screws and prevent prying.
- Pin less hinge for added security.

Models	Size	Description
<b>046-702</b>	2-1/2"	Security Hasp
<b>046-703D</b>	3-1/2"	Security Hasp
<b>046-704D</b>	4-1/2"	Security Hasp
<b>046-706D</b>	6"	Security Hasp



## Master Lock Heavy Duty Hasps

- Hardened steel industrial grade.
- 723 and 724 solid iron high security.

Models	Description
<b>046-720</b>	6-1/4" Single Hinge
<b>046-721</b>	8" Single Hinge
<b>046-722</b>	7-3/4" Double Hinge
<b>046-723</b>	5-1/2" Single Hinge
<b>046-724</b>	7-3/4" Single Hinge

See price list for available finishes (finish chart is on the order form)



046-6270



046-770

## Master Lock 6270 Solid Steel Shackleless Round Padlock and 770 Security Hasp

- Padlock 2-7/8" round body
- Available cylinders: W6000 5-pin, W7000 6-pin, AM W600A 5-pin, AM W700A 6-pin

Models
046-6270
046-770



046-420

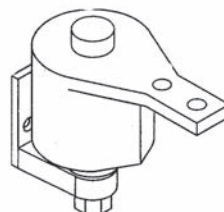
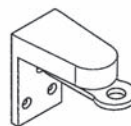


046-421

## Master Lock Safety Lockout System

- Assure positive worker protection for electric, gas, water, steam, acid, pneumatic and machine systems
- Lockout accepts six padlock - meets all ANSI safety standards
- Choice of six padlocks bumper colors for coding systems by work team or department
- Durable brass tags positively identify padlocks by individual worker.
- Vinyl coated high-tensile steel - plated to resist rust
- Accepts six padlocks up to 11/32" shackle diameter.

Models	Description
046-420	1" dia. jaws,
046-421	1-1/2" dia jaws



## Bommer Spring Pivot Non-Adjustable Spring Tension

- Cast steel base.
- Double acting.
- Ball bearing.
- Non-adjustable spring tension.
- Non-handed.
- Maximum doors size and weight.  
Width - 36".  
Thickness - 2 1/2".  
Weight -75 lbs.
- Flat door bracket.
- For doors not less than 1" thick.
- Flat jamb bracket - 1 1/4" wide.
- Standard packaging per box.
  - (1) Pivot.
  - (1) Ea. Jamb & door bracket.
  - (1) 7890 Top pivot assembly with jamb bracket.
  - (8) No. 12 X 1 1/4" flat head wood screws.
  - (2) No.10 X 1" flat head wood screws.
- (8) Pivots per case.

Model	Description
080-7012	Surface Pivot