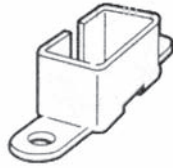


See price list for available finishes (finish chart is on the order form)

Reeve Footpiece 49-B

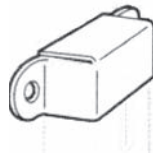
- For showcase installations with No. 40 Standard.
- Screw tabs for ease of installations.
- Brillatone (Zinc) and Brass.



Model
056-49B

Reeve Top Cap 49-T

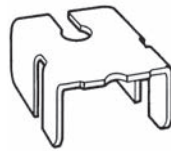
- For showcase installations with No. 40 Standard.
- Screw tabs for ease of installations.
- Brillatone (Zinc) and Brass.



Model
056-49T

Reeve Shelf Rest

- For left or right end use on brackets to stabilize glass shelves.
- No.4 rubber suction cushions are included to secure glass shelves.
- Brillatone (Zinc).



Model
056-43-1

Reeve Shelf Rest

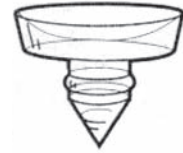
- For use with center and double brackets to stabilize glass shelves.
- No. 4 rubber suction cushions are included to secure glass shelves.
- Brillatone (Zinc).



Model
056-43-2

Reeve Plastic Cushion

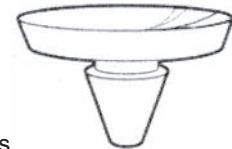
- For use with glass or wood shelves in shelf rests.
- Suction surface holds glass in place.
- Clear lexon plastic



Model
056-4-P

Reeve Rubber Cushion

- For use with glass or wood shelves in shelf rests
- Suction surface holds glass in place.
- Gray Rubber.



Model
056-4

Reeve Wood Shelf Brackets

- **Application:** For use with wood shelves
- Keyhole slots for wood shelf mounting
- .085" thick tempered steel
- Stabilizer reduces sway
- Finish: Brillatone and Satin (Zinc) Brass
- Available in center bracket configuration for 10"-22" lengths.



Models	Length	Packed
056-81-R/L-5	5"	12
056-81- R/L-8	8"	12
056-81- R/L-10	10"	12
056-81- R/L-12	12"	12
056-81- R/L-14	14"	12
056-81- R/L-16	16"	12
056-81- R/L-18	18"	12
056-81- R/L-20	20"	12
056-81- R/L-22	22"	12
056-81- R/L-24	24"	12

See price list for available finishes (finish chart is on the order form)

Reeve No. 40 Standard

- General purpose shelf, loose fixture and showcase standard.
- Can be manufactured without screw holes for showcases or with one top mounting screw hold and/or with insert in back.
- On center dimensions from counter-sunk screw hole to counter-sunk screw hole is 6".
- Finish: Brillatone (Zinc) and Brass.
- Sold in Packs of 10 or separately



Models	Length
056-40-2	2'
056-40-2.5	2-1/2'
056-40-3	3'
056-40-4	4'
056-40-5	5'
056-40-6	6'
056-40-7	7'
056-40-8	8"
056-40-10	10'



Reeve No. 42 Shelf Standard

- General purpose glass or wood shelf bracket Fits 14 gauge standards.
- Plastic Camlock reduces sway.
- .080" thick tempered steel.
- Finish: Brillatone (Satin Zinc).
- Sold in Packs of 12 or separately

Models	Length
056-42-4	4"
056-42-6	6"
056-42-8	8"
056-42-10	10"
056-42-12	12"
056-42-14	14" (2-1/4")
056-42-16	16" (2-1/2")

Reeve No. 44 Standard

- General purpose shelving and hangrod.
- .074" thick steel for additional strength.
- On center dimensions from counter-sunk screw hole to counter-sunk screw hole is 6".
- Finish: Brillatone (Zinc) and Brass.
- Sold in Packs of 10 or separately



Models	Length
056-44-2	2'
056-44-2.5	2-1/2'
056-44-3	3'
056-44-4	4'
056-44-5	5'
056-44-6	6'
056-44-7	7'
056-44-8	8'
056-44-10	10'



Reeve No. 41 Shelf Standard

- General purpose glass or wood shelf bracket.
- Stabilizer reduces sway.
- .080" thick tempered steel.
- Finish: Brillatone (Zinc) and Brass.
- Sold in Packs of 24 or separately

Models	Length
056-41-4	4"
056-41-6	6"
056-41-8	8"
056-41-10	10"
056-41-12	12"
056-41-14	14" (2-1/2")
056-41-16	16" (2-1/2")
056-41-18	18" (2-1/2")
056-41-20	20" (2-1/2")