

See price list for available finishes (finish chart is on the order form)

THIS DOOR TO REMAIN UNLOCKED DURING BUSINESS HOURS

THESE DOORS TO REMAIN UNLOCKED DURING BUSINESS HOURS



Decals

Model	Decal Color	Dimensions
022-DD-1	Black on Clear	1-1/2" x 24"
022-DD-2	White on Black	1-1/2" x 24"
022-DD-3	Black on Clear	1-1/2" x 24"
022-DD-4	White on Black	1-1/2" x 24"
022-HD-1	White on Blue	4" x 4"



6" x 6" & 6" x 9"

- Plastic dark brown & white ADA Braille signs.
- Meets requirements of americans with disabilities act.
- Includes self adhesive mounting strips.

Models	Description
035-840214	Handicapped Accessible
035-840221	Exit (6 x 6)
035-841782	Men
035-840210	Handicapped Men
035-840213	No Smoking
035-841784	Restroom Man/Women
035-840212	Handicapped Restrooms
035-840219	Telephone
035-841786	Women
035-840211	Handicapped Women



6" x 6" Plastic Arrow Signs

Dark brown background with raised white arrows.
Includes self-adhesive mounting strips

Models	Description
035-840215	Right Arrow
035-840216	Left Arrow
035-840217	Up Arrow
035-840218	Down Arrow



3" x 9" Plastic Symbol Signs

Includes self-adhesive mounting strips

Models	Description
035-839844	Arrow
035-841744	Employees Only
035-839846	Exit
035-839848	Men
035-839850	No Admittance
035-839852	No Smoking
035-841754	Office
035-841756	Private
035-839854	Restrooms
035-839856	Smoking Area
035-839858	Thank You For Not Smoking
035-839860	Women

See price list for available finishes (finish chart is on the order form)



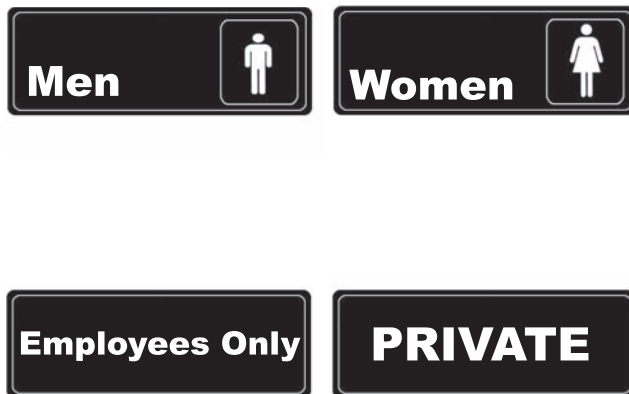
Heavy Duty Metal Parking Control Signs 12" x 18"

Models	Description
022-840022	Handicap Parking with Symbol
022-840016	Visitor Parking Only
022-840018	Unauthorized Vehicles Will Be Towed Away At Owners Expense

**Christy
 Commercial
 Hardware**

Your one-stop shop for
 parts, sales and service!

877-544-5400



3" x 9" Mold Injected Plastic Signs







Prograde quality acrylic signs with universal graphic format to offer the highest visibility and the most professional appearance.

Models	Description
022-839848	Men
022-839860	Women
022-839854	Restrooms
022-839852	No Smoking
022-839858	Thank You For Not Smoking
022-841744	Employees Only
022-841754	Office
022-3090-08	No Soliciting
022-841756	Private
022-839850	No Admittance
022-839846	Exit

See price list for available finishes (finish chart is on the order form)

Title 24 Blue Signs

- Raised white lettering.
- Braille translation on sign.
- A.D.A. compliant.
- Sign Size 1-3/4" x 6"

	Models	Description
	022-CHS-1	Men
	022-CHS-2	Women
	022-CHS-3	Restroom
	022-HS-9070-46	Men
	022-HS-9070-47	Women
	022-HS-9070-48	Restroom



6" x 9" Mold Injected Plastic Signs

Models	Description
022-6090-00	Blank
022-840214	Accessible
022-841784	Restrooms
022-840213	No Smoking
022-840221	Exit



5" x 7" Plastic Symbol Signs







Included Self Adhesive Mounting Strips








Models	Description
022-839862	Exit
022-839864	Fire Extinguisher
022-839866	Handicapped
022-839868	No Smoking
022-841772	No Smoking (Except In Permitted Areas)
022-839870	Phone
022-839872	Restrooms
022-839874	Smoking Permitted in This Area

See price list for available finishes (finish chart is on the order form)


A.D.A. Signs

- Shelf pack: 10 polybagged
- Sign size - 6" X 9"
- Raised white lettering
- Braille translation on sign
- A.D.A. compliant

	Models	Color	Description
	022-HS-9070-01	Blue	Men's/ Handicap
	022-HS-9060-01	Brown	Men's/ Handicap
	022-HS-9070-02	Blue	Men's Room
	022-HS-9060-02	Brown	Men's Room
	022-HS-9070-03	Blue	Restrooms
	022-HS-9060-03	Brown	Restrooms
	022-HS-9070-04	Blue	Women's Room
	022-HS-9060-04	Brown	Women's Room
	022-HS-9070-05	Blue	Women's/ Handicap
	022-HS-9060-05	Brown	Women's/ Handicap
	022-HS-9070-22	Blue	No Smoking
	022-HS-9060-22	Brown	No Smoking

	Models	Color	Description
	022-HS-9070-24	Blue	Stairs
	022-HS-9060-24	Brown	Stairs
	022-HS-9070-27	Blue	Telephone
	022-HS-9060-27	Brown	Telephone
	022-HS-9070-32	Blue	Women/Men/ Handicap
	022-HS-9060-32	Brown	Women/Men/ Handicap
	022-HS-9080-01	Blue	Handicap Accessible
	022-HS-9080-02	Brown	Handicap Accessible
	022-HS-9070-35	Blue	Exit 6" x 6"
	022-HS-9060-35	Brown	Exit 6" x 6"
	022-HS-9060-36	Brown	Arrow Diagonal 6" x 6"
	022-HS-9060-37	Brown	Arrow Across 6" x 6"

See price list for available finishes (finish chart is on the order form)



Tubing & Brackets

Models	Description
119-312GA	2" x 2" Square galvanized tubing (Hole Punched) 3 ft. Long - 12GA
119-1014GA	1-3/4" x 1-3/4" Square galvanized tubing (Hole Punched) 10ft Long - 14GA
035-CUSTOM	Custom Signs With Vinyl Lettering




Wing Bracket

- For Flat Blades
- Side Mount for Wood Posts, Pipe & U-Channel Posts
- 6" Long With 3-3/16" Blade holder

Model
074-VS-731F

Spring-Back Sign Posts

Your Solution to Costly Replacement of Repeatedly Destroyed Signage and Parking Meters



Now you don't have to put up with signs that don't stay up because Spring-Back reduces the high cost of sign replacement. This system lets sign posts spring back in place after impact from cars, trucks, mowers, and other hazards. More cost effective than frequent replacement

- Deters theft and vandalism
- No maintenance
- Easy to install
- Keeps signs "on the job" in dangerous or congested locations.
- Ideal for parking meters, highway markers, traffic signs
- Works with U-channel posts and heavy duty delineator post
- A must for cities, states, shopping malls, schools, parking facilities
- Important Spring-Back Benefits:
- Cost Effective
- Extremely difficult to steal or vandalize

How Spring-Back Works

When a moving object like a car, truck, or mower makes contact, Spring-Back's spring loaded anchor allows the post to bend over - then slowly spring back into its upright position.

The Spring-Back sign base component is composed of two metal plates secured together with a torque spring at ground level. The spring is anchored inside a cylinder, which can be buried in the ground or concrete, and connects the sign post to the 360 pivotal base. A unique alignment system rights the sign automatically, regardless of the direction of impact. The Spring-Back base plate is also available with break-away bolts.

The torque spring is coated to resist rust, and all other parts are galvanized steel. Installation is simple and there is practically no maintenance required!

Model
077-Sign

See price list for available finishes (finish chart is on the order form)

Portable Sign Stands

Models	Frame Size	Finish	Height to Underside of Frame	Base Size	Rec. Floor Protection
097-1308	14" x 22"	1P, 2P, 2P-C, 6, 8	36"	12"	66
	22" x 28"				
097-1309	11" x 14"	1P, 2P, 2P-C, 9	34"	10" Sq.	66
	14" x 22"				
097-1310	14" x 22"	1P, 1S, 2P, 2P-C, 25, 3P, 3S, 48, 6, 8, 9, 33	36"	1-11/2"	67
	22" x 28"				
097-1314	14" x 22"	1P, 1S, 2P, 2P-C, 3P, 3 5 4B, 9, 33	36"	13 1/2"	68
	22" x 28"				
097-1317-12	11" x 14"	1P, 15, 2P, 2P-C, 25, 6, 8	36"	12"	66
	14" x 22"				
097-1317-15	14" x 22"	1P, 15, 2P, 2P-C, 2S 6 8	36"	15"	69
	22" x 28"				
097-1318	11" x 14"	1P, 1S, 2P, 2P-C, 2S, 3P, 4B 6 8 9 33 35	34"	1-11/2"	67
	14" x 22"				
097-1319	22" x 28"	1P, 1S, 2P, 2P-C, 25, 33 3	8"	16"	69
097-1323	22" x 28"	1P, 1S, 2P, 2P-C, 25, 8	38"	15"	69
097-1410	7" x 11"	1P, 15, 2P, 25	36" adj. to 72"	10"	66
	11" x 14"				



Optional Inserts

Provides a stiff backing and/or protection for the front of your sign stand

Size	Black Backing	Clear Acrylic Shield
8-1/2" x 11"	097-90236	097-90235
11" x 14"	097-90246	097-90245
14" x 22"	097-90251	097-90250
22" x 28"	097-90256	097-90255

Portable Sign Stand Insert - Easily moved, but stable stand accepts 14" x 22" insert up to 1/4" thick. A solid steel base gives the stand extra support. Available from stock in black wrinkle finish or in the powder coated color of your choice. **Model: 097-PS-1422-PL**

Portable Sign Stand Insert - Easily moved, but stable stand accepts 22" x 28" insert up to 1/4" thick. A solid steel base gives the stand extra support. Available from stock in black wrinkle finish or in the powder coated color of your choice.

Model: 097-PS-2228-PL



See price list for available finishes (finish chart is on the order form)

Changeable Letter Board Stand

Mounted to a matching portable stand, this letter board is offered with a 18" x 24" frame. Other sizes and finishes are available.

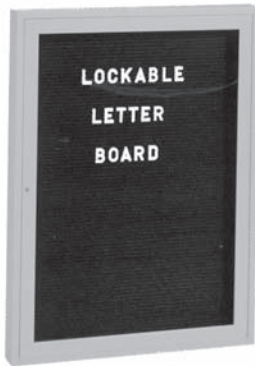
- Base Diameter: 16"
- Overall height: 62"



Models	Finish
097-1813-4A	Clear Aluminum
097-1813-4G	Gold Aluminum

Wall Mounted Changeable Letter Board Stand


Silver or gold anodized aluminum frame with black rubber letter board. Locking door and clear acrylic panel to protect the message inside from tampering. Use any of the letter sets found below. 18" wide x 24" high, 18 lbs.



Models	Finish
097-1800-4A	Clear Aluminum
097-1800-4G	Gold Aluminum

Changeable Letter Board Inserts

Optional single faced inserts of grooved rubber panels with aluminum back for insertion in accessory frames or portable sign stands. Backing is finished to match frame. Specify black or brown rubber, vertical or horizontal.



Models	Description
097-1810-1422	14" x 22" horizontal or vertical insert for use with any portable sign stand with 14" x 22" frame.
097-1810-2228	22" x 28" horizontal or vertical insert for use with any portable sign stand with 22" x 28" frame.
097-1815	11" x 14" horizontal or vertical insert for use with HD1114 deluxe frame.
097-1821	Letter Set. Set of 194 white, 1" letters & figures assorted according to usage in a compartmented box.
097-1822	Letter Set. As above except 1/2" letters & figures.
097-1823-53	Letter Set. Set of 194 gold toned acrylic 1" letters & figures assorted according to usage in a compartmented box.

Tilted Frame Sign Stand

- An elegant way to display menus, documents or informative data.
- Complete with composition backing and clear acrylic shield.
- Frame accepts 1/4" insert.

Models	Frame Size	Finish	Height	Base	Tube	Floor Protection
097-TFS-12	14" x 22"	1P,1S,2P,2S,8	47"	12"	Smooth	66
097-TFS-15	22" x 28"	1P,1S,2P,2S,8	51"	15"	Smooth	69
097-TFS-DR	14" x 22"	1P,2P	47"	11 1/2"	Rope	67

