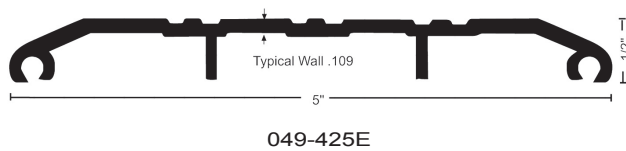
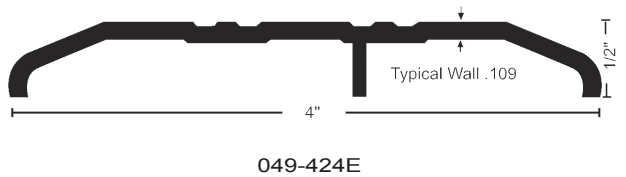


See price list for available finishes (finish chart is on the order form)



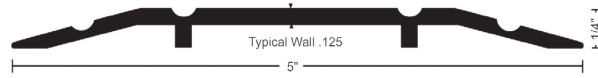
## Arch Aluminum Threshold

Models	Description
083-40290	4" Threshold (1/2" high)
083-40291	7" Threshold (1/2" high)



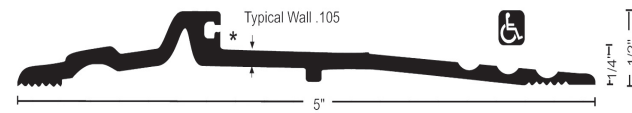
## Aluminum Thresholds

Models	Size	Finish
049-424E	36"	Alum. Mill Finish
049-424E	72"	Alum. Mill Finish
049-424E	96"	Alum. Mill Finish
049-425E	36"	Alum. Mill Finish
049-425E	48"	Alum. Mill Finish
049-425E	72"	Alum. Mill Finish
049-425EDKB	36"	Dark Bronze
049-425EDKB	48"	Dark Bronze
049-425EDKB	72"	Dark Bronze
049-425E	96"	Alum. Mill Finish



## Aluminum Non-Skid Surface Thresholds

Models	Size	Finish
049-513	36"	Alum. Mill Finish
049-513	48"	Alum. Mill Finish
049-513	72"	Alum. Mill Finish
049-513	96"	Alum. Mill Finish
049-513DKB	36"	Dark Bronze
049-513DKB	48"	Dark Bronze
049-513DKB	72"	Dark Bronze



## Accessible Panic Thresholds (Vinyl)

In order to conform to the American with Disabilities Act, public accommodations and commercial facilities must limit the changes in floor level in their buildings. The "federal register" stipulates that changes in level up to 1/4" may be vertical and without edge treatment. Changes in level between 1/4" and 1/2" shall be beveled with a slope no greater than 1:2. Changes in level greater than 1/2" shall be accomplished by means of a ramp.

Models	Size	Finish
049-896V	36"	Alum. Mill Finish
049-896V	48"	Alum. Mill Finish
049-896V	72"	Alum. Mill Finish
049-896DKB	36"	Dark Bronze