


See price list for available finishes (finish chart is on the order form)

Bobrick Wall Urn Small Capacity

- Satin-finish stainless steel
- For installation between urinals, alongside countertops in wash-rooms
- 7-1/2" w x 2-3/4"h x 3-7/8"d



Model
009-B-278

Bobrick Wall Urn Circular Style

- Satin finish stainless steel
- For elevator lobbies and corridors
- Ashtray secured to wall urn with hinge (vandal-resistant)
- Removable ash receptacle
- 9-1/2" w x 9-1/4"h (projects 9-5/8" from wall)



Model
009-B-260

Bradley Ash Urn

- Bowl type
- Satin stainless steel finish
- 9" W x 8-1/2" H
(Projects 9-1/2" from wall)



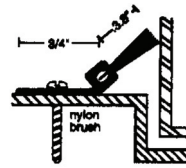
Model
010-B-971

Bradley Ash Urn

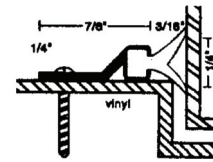
- 8" W x 4-13/16" H x 3-9/16" D
- Surface mounted
- Satin stainless steel finish



Model
010-9724



049-A626



049-190V

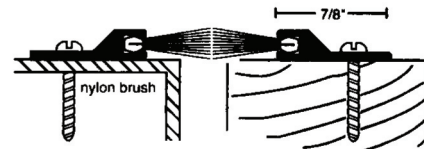
Perimeter Seals

- #6 x 3/4" stainless steel sheet metal screws furnished.

Individual Seals

- Accommodate any door size with these vertical and top lengths.

Nylon Brush		
049-A626A	Clear Anodized	3070 Opening
049-A626DKB	Dark Bronze	3070 Opening
049-A626A	Clear Anodized	4070 Opening
049-A626DKB	Dark Bronze	4070 Opening
049-A626A	Clear Anodized	6070 Opening
Vinyl		
049-190V	Mill Finish	3070 Opening
049-190VDKB	Dark Bronze	3070 Opening
049-190V	Mill Finish	4070 Opening
049-190VDKB	Dark Bronze	4070 Opening
049-190V	Mill Finish	6070 Opening



Meeting Strip

- For Double Doors

Model	Description
049-600 A 84"	Clear Anodized